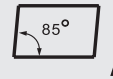
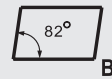



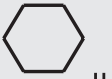
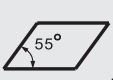








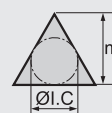
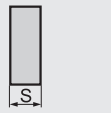
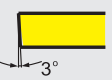
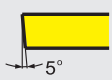
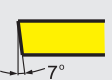
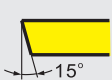




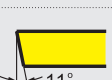



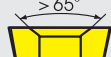
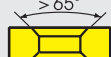


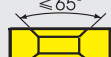
### Ceramic inserts code key

Insert shape		
 A	 B	 C
 D	 E	 H
 K	 L	 M
 P	 R	 S
 T	 V	 W

Tolerance class							
							
Code	Nose height M Tolerance(mm)	Inscribed circle Tolerance(mm)	Thickness S Tolerance(mm)	Code	Nose height M Tolerance(mm)	Inscribed circle Tolerance(mm)	Thickness S Tolerance(mm)
A	±0.005	±0.025	±0.025	J	±0.005	±0.05-±0.13	±0.025
F	±0.005	±0.013	±0.025	K	±0.013	±0.05-±0.13	±0.025
C	±0.013	±0.025	±0.025	L	±0.025	±0.05-±0.13	±0.025
H	±0.013	±0.013	±0.025	M	±0.08-±0.18	±0.05-±0.13	±0.13
E	±0.025	±0.025	±0.025	N	±0.08-±0.18	±0.05-±0.13	±0.025
G	±0.025	±0.025	±0.13	U	±0.13-±0.38	±0.08-±0.25	±0.13

**R P G N**

Clearance angle of main cutting edge			
Code	Clearance angle	Code	Clearance angle
A	 3°	B	 5°
C	 7°	D	 15°
E	 20°	F	 25°
G	 30°	N	 0°
P	 11°	O	Other clearance angle

Chipbreaker and clamping system		
Code	With/Without hole	Section plane of insert
N	Without	
B	With	 > 65°
C	With	 > 65°
A	With	
W	With	 ≤ 65°
Q	With	 ≤ 65°
X	---	Special

Length of cutting edge						
Diameter of IC (mm)	Insert shape					
	C	D	S	T	V	W
3.97				06		
5.0						
5.56				09		
6.0						
6.35	06	07		11	11	
8.0						
9.525	09	11	09	16	16	06
10.0						
12.0						
12.7	12	15	12	22	22	08
15.875	16		15	27		
16.0		19				
19.05	19		19	33		
20.0						
25.0	25	25				
25.4			25			
31.75						
32						

Insert thickness			
Thickness is defined as height from bottom of insert to the highest part of cutting edge.			
Code	Insert thickness(mm)	Code	Insert thickness(mm)
02	2.38	06	6.35
T2	2.58	T6	6.75
03	3.18	07	7.94
T3	3.97	09	9.52
04	4.76	T9	9.72
T4	4.96	11	11.11
05	5.56	12	12.70
T5	5.95		

Nose radius code	
Code	Nose radius(mm)
00	No radius
02	0.2
04	0.4
08	0.8
12	1.2
16	1.6
20	2.0
24	2.4
32	3.2
X	Others
Diameter of insert (Metric)	Round insert

General turning

Ceramic inserts code key

**09 07 00 T 010 20 - V**

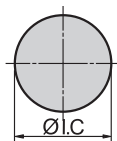
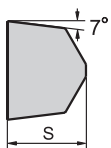
Type of cutting edge		
Code	Type of cutting edge	Picture
E	Honing	
T	Chamfering	
S	Chamfering + honing	
F	Sharp edges	

Chamfer width (mm)			
010	0.10	040	0.40
015	0.15	045	0.45
020	0.20	050	0.50
025	0.25	100	1.00
030	0.30	200	2.00
035	0.35		

Chamfer angle	
05	5°
10	10°
15	15°
20	20°
25	25°
30	30°

V-type positioning surface

😊 Good working condition   🙄 Normal working condition   😞 Bad working condition




Workpiece material	<b>K</b> Cast iron	😊
	<b>S</b> Heat resistant alloy	🙄
	<b>H</b> Super hard material	😞

Inserts shape	Type	Dimensions(mm)		Grade
		ØI.C	S	
	<b>RCGN090700T01015-V</b>	9.525	7.94	○
	<b>RCGN090700T01520-V</b>	9.525	7.94	○
	<b>RCGN090700T01020-V</b>	9.525	7.94	●
	<b>RCGN120700T01015-V</b>	12.7	7.94	○
	<b>RCGN120700T01020-V</b>	12.7	7.94	○
	<b>RCGN120700T01520-V</b>	12.7	7.94	○

★ Recommended grade (always stock available)   ● Available grade (always stock available)   ○ Make-to-order

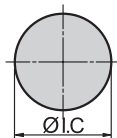
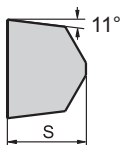
Applicable tool



Page A195

2. Tailor-made nonstandard CRXCR

😊 Good working condition   🙄 Normal working condition   😞 Bad working condition



Workpiece material	<b>K</b> Cast iron	😊
	<b>S</b> Heat resistant alloy	🙄
	<b>H</b> Super hard material	😞

Inserts shape	Type	Dimensions(mm)		Grade
		ØI.C	S	
	<b>RPGN090700T01015-V</b>	9.525	7.94	○
	<b>RPGN090700T01520-V</b>	9.525	7.94	○
	<b>RPGN090700T01020-V</b>	9.525	7.94	●
	<b>RPGN120700T01015-V</b>	12.7	7.94	○
	<b>RPGN120700T01020-V</b>	12.7	7.94	○
	<b>RPGN120700T01520-V</b>	12.7	7.94	○

★ Recommended grade (always stock available)   ● Available grade (always stock available)   ○ Make-to-order

Applicable tool



Page A195

2. Tailor-made nonstandard CRXCR